

**CANVASS OF PRIMARY ELECTION
REPUBLICAN PARTY**

I, Tom Kelley, the Republican County Chair of Colorado County, Texas served as canvassing agent to canvass the Republican Primary Election of March 05, 2024. I certify that the figures on the preceding pages correspond with the figures on the returns.

Witness my hand this 14th day of March 2024.



Tom Kelley, County Chair

**CANVASS OF PRIMARY ELECTION
DEMOCRATIC PARTY**

I, Wayne Lefferd, the Democratic County Chair of Colorado County, Texas served as canvassing agent to canvass the Democratic Primary Election of March 5, 2024. I certify that the figures on the preceding pages correspond with the figures on the returns.


Witness my hand this 14th day of March 2024.



Wayne Lefferd, County Chair

I hereby certify that the Primary Election returns have been duly recorded in the Election Records of Colorado County, Texas.

Given under my hand and seal this the 14th day of March 2024.




Rebecka LaCourse,
Elections Administrator
Colorado County, Texas

Election Reconciliation - Official Totals

County Colorado County, Texas Election Name JOINT Primary
 Registered Voters 14,452 Election Date 3/5/24

| 1. Voters | | 2. Rejected ballots | | 3. Counted ballots <small>(from tabulation software)</small> | |
|----------------------------------|-------|---------------------------------|---|---|-------|
| A. Early voting in person voters | 2,547 | | | I. Early voting ballots counted | 2,547 |
| B. Election day in person voters | 2,427 | | | J. Election day ballots counted | 2,429 |
| C. Mail ballot voters | 125 | F. Mail ballots rejected | 2 | K. Mail ballots counted | 123 |
| D. Provisional ballots submitted | 7 | G. Provisional ballots rejected | 6 | L. Provisional ballots counted | 1 |
| E. Total voters (A+B+C+D) | 5,106 | H. Total ballots rejected (F+G) | 8 | M. Total ballots counted (I+J+K+L) | 5100 |

| 4. Comparison of voters and counted ballots | |
|--|---|
| N. Difference between voters and ballots (E-H-M) | 2 |
| | O. Difference as percentage of voters (N+(E-H)*100) _____ % |
| P. Explanation for difference, if any | Precinct 305 had +2 ballots vs signatures |

| 5. Attestation | | |
|---|------------------------------|-------------------|
| Q. "I certify that the information contained in this document accurately reflects the official reconciliation of votes and voters from the above stated election" | | |
|  Presiding judge signature | James Billings Print name | 3/11/2024 Date |

| 6. Mail ballots | |
|---------------------------------------|-----|
| R. Mail ballots sent | 143 |
| S. Mail ballots not returned by voter | 18 |
| T. Mail ballots surrendered | 1 |

| 7. Provisional ballots | |
|--|---|
| U. Provisional ballots deemed incomplete | 0 |

Texas Secretary of State

Canvass Report
2024 MARCH 5TH REPUBLICAN PRIMARY
March 05, 2024

Total # of Voters Voted: 4760


Provisional Votes Counted: 1

Votes

PRESIDENT

| | | |
|-------------------|-----|-------------|
| Nikki Haley | REP | <u>561</u> |
| Vivek Ramaswamy | REP | <u>17</u> |
| David Stuckenberg | REP | <u>0</u> |
| Ron Desantis | REP | <u>45</u> |
| Chris Christie | REP | <u>16</u> |
| Ryan L. Binkley | REP | <u>5</u> |
| Donald J. Trump | REP | <u>3941</u> |
| Asa Hutchinson | REP | <u>7</u> |
| Uncommitted | REP | <u>102</u> |

I, REBECKA LACOURSE, County Election Administrator (Senior) do hereby certify the returns as shown on the official canvass statement are true and correct as certified by the County Republican Party Chair.


Signature

03/14/24

Date



Texas Secretary of State

Canvass Report
2024 MARCH 5TH REPUBLICAN PRIMARY
March 05, 2024

Total # of Voters Voted: _____ 4760

Provisional Votes Counted: _____ 1

Votes

U. S. SENATOR

| | | |
|-----------------------|-----|------------|
| Ted Cruz | REP | _____ 4059 |
| R E (Rufus) Lopez | REP | _____ 204 |
| Holland "Redd" Gibson | REP | _____ 199 |

I, REBECKA LACOURSE, County Election Administrator (Senior) do hereby certify the returns as shown on the official canvass statement are true and correct as certified by the County Republican Party Chair.



Signature

03/14/24

Date



Texas Secretary of State

Canvass Report

2024 MARCH 5TH REPUBLICAN PRIMARY

March 05, 2024

Total # of Voters Voted: 4760

Provisional Votes Counted: 1

Votes

U. S. REPRESENTATIVE DISTRICT 10

Michael T. Mccaul REP 3044

Jared B. Lovelace REP 1064

I, REBECKA LACOURSE, County Election Administrator (Senior) do hereby certify the returns as shown on the official canvass statement are true and correct as certified by the County Republican Party Chair.


Signature

03/14/24
Date



Texas Secretary of State

Canvass Report
2024 MARCH 5TH REPUBLICAN PRIMARY
March 05, 2024

Total # of Voters Voted: 4760
Provisional Votes Counted: 1

Votes

PRESIDENT/VICE-PRESIDENT, CONGRESSIONAL DISTRICT 10

| | | |
|-------------------|-----|-------------|
| Ryan L. Binkley | REP | <u>5</u> |
| Chris Christie | REP | <u>16</u> |
| Ron Desantis | REP | <u>45</u> |
| Nikki Haley | REP | <u>561</u> |
| Asa Hutchinson | REP | <u>7</u> |
| Vivek Ramaswamy | REP | <u>17</u> |
| David Stuckenberg | REP | <u>0</u> |
| Donald J. Trump | REP | <u>3941</u> |
| Uncommitted | REP | <u>102</u> |

I, REBECCA LACOURSE, County Election Administrator (Senior) do hereby certify the returns as shown on the official canvass statement are true and correct as certified by the County Republican Party Chair.

Rebecca Lacourse
Signature

03/14/24
Date



Texas Secretary of State

Canvass Report

2024 MARCH 5TH REPUBLICAN PRIMARY

March 05, 2024

Total # of Voters Voted: 4760

Provisional Votes Counted: 1

Votes

RAILROAD COMMISSIONER

| | | |
|---------------------|-----|-------------|
| James "Jim" Matlock | REP | <u>1757</u> |
| Corey Howell | REP | <u>187</u> |
| Petra Reyes | REP | <u>107</u> |
| Christie Clark | REP | <u>345</u> |
| Christi Craddick | REP | <u>1409</u> |

I, REBECKA LACOURSE, County Election Administrator (Senior) do hereby certify the returns as shown on the official canvass statement are true and correct as certified by the County Republican Party Chair.

Rebecka Lacourse
Signature

03/14/24
Date



Texas Secretary of State

Canvass Report

2024 MARCH 5TH REPUBLICAN PRIMARY

March 05, 2024

Total # of Voters Voted: 4760

Provisional Votes Counted: 1

Votes

JUSTICE, SUPREME COURT, PLACE 2

Jimmy Blacklock

REP

3285

I, REBECKA LACOURSE, County Election Administrator (Senior) do hereby certify the returns as shown on the official canvass statement are true and correct as certified by the County Republican Party Chair.

Rebecka Lacourse
Signature

03/14/24
Date



Texas Secretary of State

Canvass Report

2024 MARCH 5TH REPUBLICAN PRIMARY

March 05, 2024

Total # of Voters Voted: 4760

Provisional Votes Counted: 1

Votes

JUSTICE, SUPREME COURT, PLACE 4

Brian Walker REP 2151

John Devine REP 1207

I, REBECKA LACOURSE, County Election Administrator (Senior) do hereby certify the returns as shown on the official canvass statement are true and correct as certified by the County Republican Party Chair.

Rebecka Lacourse
Signature

03/14/24
Date



Texas Secretary of State

Canvass Report

2024 MARCH 5TH REPUBLICAN PRIMARY

March 05, 2024

Total # of Voters Voted: _____ 4760

Provisional Votes Counted: _____ 1

Votes

JUSTICE, SUPREME COURT, PLACE 6

Jane Bland

REP

3254

I, REBECKA LACOURSE, County Election Administrator (Senior) do hereby certify the returns as shown on the official canvass statement are true and correct as certified by the County Republican Party Chair.

Rebecka Lacourse
Signature

03/14/24
Date



Texas Secretary of State

Canvass Report

2024 MARCH 5TH REPUBLICAN PRIMARY

March 05, 2024

Total # of Voters Voted: 4760

Provisional Votes Counted: 1

Votes

PRESIDING JUDGE, COURT OF CRIMINAL APPEALS

Sharon Keller REP 1823

David J. Schenck REP 1705

I, REBECCA LACOURSE, County Election Administrator (Senior) do hereby certify the returns as shown on the official canvass statement are true and correct as certified by the County Republican Party Chair.

Rebecca Lacourse
Signature

03/14/24
Date



Texas Secretary of State

Canvass Report

2024 MARCH 5TH REPUBLICAN PRIMARY

March 05, 2024

Total # of Voters Voted: 4760

Provisional Votes Counted: 1

Votes

JUDGE, COURT OF CRIMINAL APPEALS PLACE 7

Gina Parker REP 2337

Barbara Parker Hervey REP 1094

I, REBECKA LACOURSE, County Election Administrator (Senior) do hereby certify the returns as shown on the official canvass statement are true and correct as certified by the County Republican Party Chair.

Rebecka Lacourse
Signature

03/14/24
Date



Texas Secretary of State

Canvass Report

2024 MARCH 5TH REPUBLICAN PRIMARY

March 05, 2024

Total # of Voters Voted: 4760

Provisional Votes Counted: 1

Votes

JUDGE, COURT OF CRIMINAL APPEALS PLACE 8

Lee Finley REP 1856

Michelle Slaughter REP 1611

I, REBECKA LACOURSE, County Election Administrator (Senior) do hereby certify the returns as shown on the official canvass statement are true and correct as certified by the County Republican Party Chair.

Rebecka Lacourse
Signature

03/14/24
Date



Texas Secretary of State

Canvass Report
2024 MARCH 5TH REPUBLICAN PRIMARY
March 05, 2024

Total # of Voters Voted: _____ 4760
Provisional Votes Counted: _____ 1

Votes


MEMBER, STATE BOARD OF EDUCATION, DISTRICT 10

| | | |
|-----------------|-----|------------|
| "Dc" Caldwell I | REP | _____ 734 |
| Mary Bone | REP | _____ 1337 |
| Tom Maynard | REP | _____ 1468 |

I, REBECKA LACOURSE, County Election Administrator (Senior) do hereby certify the returns as shown on the official canvass statement are true and correct as certified by the County Republican Party Chair.

Rebecka Lacourse
Signature

03/14/24
Date



Texas Secretary of State

Canvass Report

2024 MARCH 5TH REPUBLICAN PRIMARY

March 05, 2024

Total # of Voters Voted: 4760

Provisional Votes Counted: 1

Votes

STATE SENATOR, DISTRICT 17

Joan Huffman

REP

3410

I, REBECKA LACOURSE, County Election Administrator (Senior) do hereby certify the returns as shown on the official canvass statement are true and correct as certified by the County Commissioners Court.

Rebecka Lacourse
Signature

03/14/24

Date



Texas Secretary of State

Canvass Report

2024 MARCH 5TH REPUBLICAN PRIMARY

March 05, 2024

Total # of Voters Voted: 4760

Provisional Votes Counted: 1


Votes

STATE REPRESENTATIVE DISTRICT 85

Stan Kitzman REP 2576

Tim Greeson REP 1509

I, REBECKA LACOURSE, County Election Administrator (Senior) do hereby certify the returns as shown on the official canvass statement are true and correct as certified by the County Republican Party Chair.


Signature

03/14/24
Date



Texas Secretary of State

Canvass Report

2024 MARCH 5TH REPUBLICAN PRIMARY

March 05, 2024

Total # of Voters Voted: _____ 4760

Provisional Votes Counted: _____ 1

Votes

JUSTICE, 1ST COURT OF APPEALS DISTRICT, PLACE 2

Jennifer Caughey

REP

3285

I, REBECKA LACOURSE, County Election Administrator (Senior) do hereby certify the returns as shown on the official canvass statement are true and correct as certified by the County Republican Party Chair.



Signature

03/14/24

Date



Texas Secretary of State

Canvass Report
2024 MARCH 5TH REPUBLICAN PRIMARY
March 05, 2024

Total # of Voters Voted: _____ 4760

Provisional Votes Counted: _____ 1

Votes

JUSTICE, 1ST COURT OF APPEALS DISTRICT, PLACE 6

Andrew Johnson

REP

3269

I, REBECKA LACOURSE, County Election Administrator (Senior) do hereby certify the returns as shown on the official canvass statement are true and correct as certified by the County Republican Party Chair.

Rebecka Lacourse
Signature

03/14/24

Date



Texas Secretary of State

Canvass Report

2024 MARCH 5TH REPUBLICAN PRIMARY

March 05, 2024

Total # of Voters Voted: 4760

Provisional Votes Counted: 1

Votes

JUSTICE, 1ST COURT OF APPEALS DISTRICT, PLACE 7

Clint Morgan

REP

3241

I, REBECKA LACOURSE, County Election Administrator (Senior) do hereby certify the returns as shown on the official canvass statement are true and correct as certified by the County Republican Party Chair.

Rebecka Lacourse
Signature

03/14/24

Date



Texas Secretary of State

Canvass Report

2024 MARCH 5TH REPUBLICAN PRIMARY

March 05, 2024

Total # of Voters Voted: 4760

Provisional Votes Counted: 1

Votes

PROPOSITION 11: TEXAS PARENTS AND GUARDIANS SHOULD HAVE THE RIGHT TO SELECT SCHOOLS, WHETHER PUBLIC OR PRIVATE, FOR THEIR CHILDREN, AND THE FUNDING SHOULD FOLLOW THE STUDENT.

For 3776

Against 731

I, REBECKA LACOURSE, County Election Administrator (Senior) do hereby certify the returns as shown on the official canvass statement are true and correct as certified by the County Republican Party Chair.

Rebecka Lacourse
Signature

03/14/24
Date



Texas Secretary of State

Canvass Report

2024 MARCH 5TH REPUBLICAN PRIMARY

March 05, 2024

Total # of Voters Voted: 4760

Provisional Votes Counted: 1

Votes

PROPOSITION 12: THE TEXAS CONSTITUTION SHOULD BE AMENDED TO REQUIRE PROOF OF CITIZENSHIP BEFORE ANY INDIVIDUAL CAN BE REGISTERED TO VOTE.

For 4457

Against 135

I, REBECCA LACOURSE, County Election Administrator (Senior) do hereby certify the returns as shown on the official canvass statement are true and correct as certified by the County Republican Party Chair.

Rebecca Lacourse
Signature

03/14/24
Date



Texas Secretary of State

Canvass Report

2024 MARCH 5TH REPUBLICAN PRIMARY

March 05, 2024

Total # of Voters Voted: _____ 4760

Provisional Votes Counted: _____ 1


Votes

PROPOSITION 13: TEXAS SHOULD BAN THE SALE OF TEXAS LAND TO CITIZENS, GOVERNMENTS, AND ENTITIES FROM CHINA, IRAN, NORTH KOREA, AND RUSSIA.

For _____ 4436

Against _____ 141

I, REBECKA LACOURSE, County Election Administrator (Senior) do hereby certify the returns as shown on the official canvass statement are true and correct as certified by the County Commissioners Court.


Signature

03/14/24
Date



Texas Secretary of State

Canvass Report

2024 MARCH 5TH DEMOCRATIC PRIMARY

March 05, 2024

Total # of Voters Voted: 340

Provisional Votes Counted: 0

Votes

PRESIDENT

| | | |
|-------------------------------|-----|------------|
| Star Locke | DEM | <u>1</u> |
| Cenk Uygur | DEM | <u>1</u> |
| Dean Phillips | DEM | <u>7</u> |
| Frankie Lozada | DEM | <u>2</u> |
| Armando "Mando" Perez-Serrato | DEM | <u>6</u> |
| Gabriel A. Cornejo | DEM | <u>8</u> |
| Marianne Williamson | DEM | <u>8</u> |
| Joseph R. Biden Jr. | DEM | <u>291</u> |

I, REBECKA LACOURSE, County Election Administrator (Senior) do hereby certify the returns as shown on the official canvass statement are true and correct as certified by the County Democratic Party Chair.

Rebecka Lacourse
Signature

03/14/2024

Date



Texas Secretary of State

Canvass Report

2024 MARCH 5TH DEMOCRATIC PRIMARY

March 05, 2024

Total # of Voters Voted: 340

Provisional Votes Counted: 0

Votes

U. S. SENATOR

| | | |
|--------------------------|-----|------------|
| Roland Gutierrez | DEM | <u>30</u> |
| Meri Gomez | DEM | <u>10</u> |
| Thierry Tchenko | DEM | <u>6</u> |
| A. "Robert" Hassan | DEM | <u>8</u> |
| Colin Allred | DEM | <u>215</u> |
| Steven J. Keough | DEM | <u>11</u> |
| Mark Gonzalez | DEM | <u>20</u> |
| Carl Oscar Sherman | DEM | <u>7</u> |
| Heli Rodriguez Prilliman | DEM | <u>10</u> |

I, REBECCA LACOURSE, County Election Administrator (Senior) do hereby certify the returns as shown on the official canvass statement are true and correct as certified by the County Democratic Party Chair.

Rebecca Lacourse
Signature

03/14/2024
Date



Texas Secretary of State

Canvass Report

2024 MARCH 5TH DEMOCRATIC PRIMARY

March 05, 2024

Total # of Voters Voted: _____ 340

Provisional Votes Counted: _____ 0

Votes

U. S. REPRESENTATIVE DISTRICT 10

Theresa Boisseau DEM _____ 185

Keith Mcphail DEM _____ 96

I, REBECKA LACOURSE, County Election Administrator (Senior) do hereby certify the returns as shown on the official canvass statement are true and correct as certified by the County Democratic Party Chair.



Signature

03/14/2024

Date



Texas Secretary of State

Canvass Report
2024 MARCH 5TH DEMOCRATIC PRIMARY
March 05, 2024

Total # of Voters Voted: 340
Provisional Votes Counted: 0

Votes

PRESIDENT/VICE-PRESIDENT, CONGRESSIONAL DISTRICT 10

| | | |
|-------------------------------|-----|------------|
| Joseph R. Biden Jr. | DEM | <u>291</u> |
| Gabriel A. Cornejo | DEM | <u>8</u> |
| Star Locke | DEM | <u>1</u> |
| Frankie Lozada | DEM | <u>2</u> |
| Armando "Mando" Perez-Serrato | DEM | <u>6</u> |
| Dean Phillips | DEM | <u>7</u> |
| Cenk Uygur | DEM | <u>1</u> |
| Marianne Williamson | DEM | <u>8</u> |

I, REBECKA LACOURSE, County Election Administrator (Senior) do hereby certify the returns as shown on the official canvass statement are true and correct as certified by the County Democratic Party Chair.

Rebecka Lacourse
Signature

03/14/2024
Date



Texas Secretary of State

Canvass Report

2024 MARCH 5TH DEMOCRATIC PRIMARY

March 05, 2024

Total # of Voters Voted: _____ 340
Provisional Votes Counted: _____ 0

Votes

RAILROAD COMMISSIONER

| | | |
|-------------------|-----|-----------|
| Katherine Culbert | DEM | _____ 216 |
| Bill Burch | DEM | _____ 84 |

I, REBECKA LACOURSE, County Election Administrator (Senior) do hereby certify the returns as shown on the official canvass statement are true and correct as certified by the County Democratic Party Chair..

Rebecka Lacourse
Signature

03/14/2024
Date



Texas Secretary of State

Canvass Report

2024 MARCH 5TH DEMOCRATIC PRIMARY

March 05, 2024

Total # of Voters Voted: _____ 340


Provisional Votes Counted: _____ 0

Votes

JUSTICE, SUPREME COURT, PLACE 2

| | | |
|---------------|-----|-----------|
| Dasean Jones | DEM | _____ 182 |
| Randy Sarosdy | DEM | _____ 105 |

I, REBECKA LACOURSE, County Election Administrator (Senior) do hereby certify the returns as shown on the official canvass statement are true and correct as certified by the County Democratic Party Chair..


Signature

03/14/2024
Date



Texas Secretary of State

Canvass Report

2024 MARCH 5TH DEMOCRATIC PRIMARY

March 05, 2024

Total # of Voters Voted: _____ 340

Provisional Votes Counted: _____ 0

Votes


JUSTICE, SUPREME COURT, PLACE 4

Christine Vinh Weems

DEM

_____ 270

I, REBECKA LACOURSE, County Election Administrator (Senior) do hereby certify the returns as shown on the official canvass statement are true and correct as certified by the County Democratic Party Chair.


Signature

03/14/2024

Date



Texas Secretary of State

Canvass Report

2024 MARCH 5TH DEMOCRATIC PRIMARY

March 05, 2024

Total # of Voters Voted: 340

Provisional Votes Counted: 0

Votes

JUSTICE, SUPREME COURT, PLACE 6

Bonnie Lee Goldstein

DEM


217

Joe Pool

DEM

71

I, REBECKA LACOURSE, County Election Administrator (Senior) do hereby certify the returns as shown on the official canvass statement are true and correct as certified by the County Democratic Party Chair.


Signature

03/14/2024

Date



Texas Secretary of State

Canvass Report

2024 MARCH 5TH DEMOCRATIC PRIMARY

March 05, 2024

Total # of Voters Voted: _____ 340

Provisional Votes Counted: _____ 0

Votes

PRESIDING JUDGE, COURT OF CRIMINAL APPEALS

Holly Taylor

DEM

272

I, REBECKA LACOURSE, County Election Administrator (Senior) do hereby certify the returns as shown on the official canvass statement are true and correct as certified by the County Democratic Party Chair.


Signature

03/14/2024

Date



Texas Secretary of State

Canvass Report

2024 MARCH 5TH DEMOCRATIC PRIMARY

March 05, 2024

Total # of Voters Voted: _____ 340
Provisional Votes Counted: _____ 0

Votes

JUDGE, COURT OF CRIMINAL APPEALS PLACE 7

Nancy Mulder

DEM

_____ 260

I, REBECKA LACOURSE, County Election Administrator (Senior) do hereby certify the returns as shown on the official canvass statement are true and correct as certified by the County Democratic Party Chair.


Signature

03/14/2024

Date



Texas Secretary of State

Canvass Report

2024 MARCH 5TH DEMOCRATIC PRIMARY

March 05, 2024

Total # of Voters Voted: 340

Provisional Votes Counted: 0

Votes


JUDGE, COURT OF CRIMINAL APPEALS PLACE 8

Chika Anyiam

DEM

258

I, REBECKA LACOURSE, County Election Administrator (Senior) do hereby certify the returns as shown on the official canvass statement are true and correct as certified by the County Democratic Party Chair.



Signature

03/14/2024

Date



Texas Secretary of State

Canvass Report

2024 MARCH 5TH DEMOCRATIC PRIMARY

March 05, 2024

Total # of Voters Voted: _____ 340

Provisional Votes Counted: _____ 0

Votes

MEMBER, STATE BOARD OF EDUCATION, DISTRICT 10

Raquel Saenz Ortiz

DEM

207

Dc Caldwell I

DEM

80

I, REBECKA LACOURSE, County Election Administrator (Senior) do hereby certify the returns as shown on the official canvass statement are true and correct as certified by the County Democratic Party Chair.


Signature

03/14/2024
Date



Texas Secretary of State

Canvass Report

2024 MARCH 5TH DEMOCRATIC PRIMARY

March 05, 2024

Total # of Voters Voted: _____ 340

Provisional Votes Counted: _____ 0

Votes


STATE SENATOR, DISTRICT 17

Kathy Cheng

DEM

261

I, REBECCA LACOURSE, County Election Administrator (Senior) do hereby certify the returns as shown on the official canvass statement are true and correct as certified by the County Democratic Party Chair.



Signature

03/14/2024

Date



Texas Secretary of State

Canvass Report

2024 MARCH 5TH DEMOCRATIC PRIMARY

March 05, 2024

Total # of Voters Voted: _____ 340

Provisional Votes Counted: _____ 0


Votes

JUSTICE, 1ST COURT OF APPEALS DISTRICT, PLACE 2

Brendetta Scott DEM _____ 201

Gordon Goodman DEM _____ 86

I, REBECKA LACOURSE, County Election Administrator (Senior) do hereby certify the returns as shown on the official canvass statement are true and correct as certified by the County Democratic Party Chair.


Signature

03/14/2024
Date



Texas Secretary of State

Canvass Report

2024 MARCH 5TH DEMOCRATIC PRIMARY

March 05, 2024

Total # of Voters Voted: _____ 340

Provisional Votes Counted: _____ 0

Votes

JUSTICE, 1ST COURT OF APPEALS DISTRICT, PLACE 6

Sarah Beth Landau

DEM

263

I, REBECKA LACOURSE, County Election Administrator (Senior) do hereby certify the returns as shown on the official canvass statement are true and correct as certified by the County Democratic Party Chair.



Signature

03/14/2024

Date



Texas Secretary of State

Canvass Report

2024 MARCH 5TH DEMOCRATIC PRIMARY

March 05, 2024

Total # of Voters Voted: _____ 340

Provisional Votes Counted: _____ 0

Votes

JUSTICE, 1ST COURT OF APPEALS DISTRICT, PLACE 7

Julie Countiss

DEM

_____ 259

I, REBECCA LACOURSE, County Election Administrator (Senior) do hereby certify the returns as shown on the official canvass statement are true and correct as certified by the County Democratic Party Chair.


Signature

03/14/2024

Date



Texas Secretary of State

Canvass Report

2024 MARCH 5TH DEMOCRATIC PRIMARY

March 05, 2024

Total # of Voters Voted: _____ 340

Provisional Votes Counted: _____ 0

Votes

JUSTICE, 1ST COURT OF APPEALS DISTRICT, PLACE 8

Richard Hightower DEM _____ 161

Ysidra "Sissy" Kyles DEM _____ 129

I, REBECKA LACOURSE, County Election Administrator (Senior) do hereby certify the returns as shown on the official canvass statement are true and correct as certified by the County Democratic Party Chair.


Signature

03/14/2024
Date



Texas Secretary of State

Canvass Report

2024 MARCH 5TH DEMOCRATIC PRIMARY

March 05, 2024

Total # of Voters Voted: _____ 340

Provisional Votes Counted: _____ 0

Votes

JUSTICE, 1ST COURT OF APPEALS DISTRICT, PLACE 9

Peter Kelly DEM _____ 117

Amber Boyd-Cora DEM _____ 169

I, REBECKA LACOURSE, County Election Administrator (Senior) do hereby certify the returns as shown on the official canvass statement are true and correct as certified by the County Democratic Party Chair.

Rebecka Lacourse
Signature

03/14/2024
Date



Texas Secretary of State

Canvass Report

2024 MARCH 5TH DEMOCRATIC PRIMARY

March 05, 2024

Total # of Voters Voted: 340
Provisional Votes Counted: 0

Votes

JUSTICE, 14TH COURT OF APPEALS DISTRICT, PLACE 3

| | | |
|-----------------------|-----|------------|
| Velda Renita Faulkner | DEM | <u>129</u> |
| Mark Ritchie | DEM | <u>50</u> |
| Chuck Silverman | DEM | <u>35</u> |
| Jerry Zimmerer | DEM | <u>71</u> |

I, REBECKA LACOURSE, County Election Administrator (Senior) do hereby certify the returns as shown on the official canvass statement are true and correct as certified by the County Democratic Party Chair.

Rebecka Lacourse
Signature

03/14/2024
Date



Texas Secretary of State

Canvass Report

2024 MARCH 5TH DEMOCRATIC PRIMARY

March 05, 2024

Total # of Voters Voted: 340

Provisional Votes Counted: 0

Votes

JUSTICE, 14TH COURT OF APPEALS DISTRICT, PLACE 4

Charles Spain DEM 181

Derek Obialo DEM 97

I, REBECKA LACOURSE, County Election Administrator (Senior) do hereby certify the returns as shown on the official canvass statement are true and correct as certified by the County Democratic Party Chair.

Rebecka Lacourse
Signature

03/14/2024
Date



Texas Secretary of State

Canvass Report

2024 MARCH 5TH DEMOCRATIC PRIMARY

March 05, 2024

Total # of Voters Voted: _____ 340

Provisional Votes Counted: _____ 0

Votes

JUSTICE, 14TH COURT OF APPEALS DISTRICT, PLACE 5

Frances Bourliot

DEM

_____ 259

I, REBECCA LACOURSE, County Election Administrator (Senior) do hereby certify the returns as shown on the official canvass statement are true and correct as certified by the County Democratic Party Chair.

Rebecca Lacourse
Signature

03/14/2024
Date



Texas Secretary of State

Canvass Report

2024 MARCH 5TH DEMOCRATIC PRIMARY

March 05, 2024

Total # of Voters Voted: 340

Provisional Votes Counted: 0

Votes

JUSTICE, 14TH COURT OF APPEALS DISTRICT, PLACE 6

Meagan Hassan DEM 183

Sara Padua Cordúa DEM 101

I, REBECKA LACOURSE, County Election Administrator (Senior) do hereby certify the returns as shown on the official canvass statement are true and correct as certified by the County Democratic Party Chair.

Rebecka Lacourse
Signature

03/14/2024
Date



Texas Secretary of State

Canvass Report

2024 MARCH 5TH DEMOCRATIC PRIMARY

March 05, 2024

Total # of Voters Voted: _____ 340

Provisional Votes Counted: _____ 0

Votes

JUSTICE, 14TH COURT OF APPEALS DISTRICT, PLACE 8

Margaret 'Meg' Poissant

DEM

263

I, REBECKA LACOURSE, County Election Administrator (Senior) do hereby certify the returns as shown on the official canvass statement are true and correct as certified by the County Democratic Party Chair.



Signature

03/14/2024

Date



Texas Secretary of State

Canvass Report

2024 MARCH 5TH REPUBLICAN PRIMARY

March 05, 2024

Total # of Voters Voted: 4760

Provisional Votes Counted: 1

Votes

JUSTICE, 1ST COURT OF APPEALS DISTRICT, PLACE 8

Kristin M. Guiney

REP

3210

I, REBECCA LACOURSE, County Election Administrator (Senior) do hereby certify the returns as shown on the official canvass statement are true and correct as certified by the County Republican Party Chair.


Signature

03/14/24
Date



Texas Secretary of State

Canvass Report

2024 MARCH 5TH REPUBLICAN PRIMARY

March 05, 2024

Total # of Voters Voted: _____ 4760

Provisional Votes Counted: _____ 1

Votes

JUSTICE, 1ST COURT OF APPEALS DISTRICT, PLACE 9

Susanna Dokupil

REP

3219

I, REBECCA LACOURSE, County Election Administrator (Senior) do hereby certify the returns as shown on the official canvass statement are true and correct as certified by the County Republican Party Chair.



Signature

03/14/24

Date



Texas Secretary of State

Canvass Report

2024 MARCH 5TH REPUBLICAN PRIMARY

March 05, 2024

Total # of Voters Voted: _____ 4760

Provisional Votes Counted: _____ 1

Votes

JUSTICE, 14TH COURT OF APPEALS DISTRICT, PLACE 3

Chad Bridges

REP

3219

I, REBECKA LACOURSE, County Election Administrator (Senior) do hereby certify the returns as shown on the official canvass statement are true and correct as certified by the County Republican Party Chair.


Signature

03/14/24
Date



Texas Secretary of State

Canvass Report

2024 MARCH 5TH REPUBLICAN PRIMARY

March 05, 2024

Total # of Voters Voted: 4760

Provisional Votes Counted: 1


Votes

JUSTICE, 14TH COURT OF APPEALS DISTRICT, PLACE 4

Tonya McLaughlin REP 1799

Steve Rogers REP 1569

I, REBECKA LACOURSE, County Election Administrator (Senior) do hereby certify the returns as shown on the official canvass statement are true and correct as certified by the County Republican Party Chair.


Signature

03/14/24
Date



Texas Secretary of State

Canvass Report

2024 MARCH 5TH REPUBLICAN PRIMARY

March 05, 2024

Total # of Voters Voted: 4760

Provisional Votes Counted: 1

Votes

JUSTICE, 14TH COURT OF APPEALS DISTRICT, PLACE 5

Maritza Michele Antú

REP

3129

I, REBECCA LACOURSE, County Election Administrator (Senior) do hereby certify the returns as shown on the official canvass statement are true and correct as certified by the County Republican Party Chair.

Rebecca Lacourse
Signature

03/14/24
Date



Texas Secretary of State

Canvass Report

2024 MARCH 5TH REPUBLICAN PRIMARY

March 05, 2024

Total # of Voters Voted: _____ 4760

Provisional Votes Counted: _____ 1

Votes

JUSTICE, 14TH COURT OF APPEALS DISTRICT, PLACE 6

Katy Boatman

REP

3197

I, REBECKA LACOURSE, County Election Administrator (Senior) do hereby certify the returns as shown on the official canvass statement are true and correct as certified by the County Republican Party Chair.

Rebecka Lacourse
Signature

03/14/24

Date



Texas Secretary of State

Canvass Report

2024 MARCH 5TH REPUBLICAN PRIMARY

March 05, 2024

Total # of Voters Voted: _____ 4760

Provisional Votes Counted: _____ 1

Votes

JUSTICE, 14TH COURT OF APPEALS DISTRICT, PLACE 8

Brad Hart

REP

3192

I, REBECKA LACOURSE, County Election Administrator (Senior) do hereby certify the returns as shown on the official canvass statement are true and correct as certified by the County Republican Party Chair.

Rebecka Lacourse
Signature

03/14/24
Date



Texas Secretary of State

Canvass Report

2024 MARCH 5TH REPUBLICAN PRIMARY

March 05, 2024

Total # of Voters Voted: _____ 4760

Provisional Votes Counted: _____ 1

Votes

DISTRICT JUDGE, 25TH JUDICIAL DISTRICT

Bill Old

REP

3431

I, REBECCA LACOURSE, County Election Administrator (Senior) do hereby certify the returns as shown on the official canvass statement are true and correct as certified by the County Republican Party Chair.

Rebecca Lacourse
Signature

03/14/24

Date



Texas Secretary of State

Canvass Report

2024 MARCH 5TH REPUBLICAN PRIMARY

March 05, 2024

Total # of Voters Voted: _____ 4760

Provisional Votes Counted: _____ 1

Votes

DISTRICT JUDGE, 2ND 25TH JUDICIAL DISTRICT

Jessica Richard Crawford

REP

3287

I, REBECKA LACOURSE, County Election Administrator (Senior) do hereby certify the returns as shown on the official canvass statement are true and correct as certified by the County Republican Party Chair.

Rebecka Lacourse
Signature

03/14/24

Date



Texas Secretary of State

Canvass Report

2024 MARCH 5TH REPUBLICAN PRIMARY

March 05, 2024

Total # of Voters Voted: _____ 4760

Provisional Votes Counted: _____ 1

Votes

COUNTY ATTORNEY

Jay Johannes

REP

3571

I, REBECKA LACOURSE, County Election Administrator (Senior) do hereby certify the returns as shown on the official canvass statement are true and correct as certified by the County Republican Party Chair.

Rebecka Lacourse
Signature

03/14/24

Date



Texas Secretary of State

Canvass Report

2024 MARCH 5TH REPUBLICAN PRIMARY

March 05, 2024

Total # of Voters Voted: 4760

Provisional Votes Counted: 1

Votes

SHERIFF

Justin Lindemann

REP

2833

"Wendy" Alley

REP

1825

I, REBECCA LACOURSE, County Election Administrator (Senior) do hereby certify the returns as shown on the official canvass statement are true and correct as certified by the County Republican Party Chair.


Signature

03/14/24
Date



Texas Secretary of State

Canvass Report
2024 MARCH 5TH REPUBLICAN PRIMARY
March 05, 2024

Total # of Voters Voted: 4760
Provisional Votes Counted: 1

Votes

COUNTY TAX ASSESSOR-COLLECTOR

| | | |
|--------------------|-----|-------------|
| Erica Kollaja | REP | <u>1783</u> |
| Melinda A. Zajicek | REP | <u>1957</u> |
| Bruce Besch | REP | <u>654</u> |

I, REBECCA LACOURSE, County Election Administrator (Senior) do hereby certify the returns as shown on the official canvass statement are true and correct as certified by the County Republican Party Chair.


Signature

03/14/24
Date



Texas Secretary of State

Canvass Report

2024 MARCH 5TH REPUBLICAN PRIMARY

March 05, 2024

Total # of Voters Voted: 4760

Provisional Votes Counted: 1

Votes

COUNTY COMMISSIONER PRECINCT 1

Shannon Owers REP 672

Reuben Taylor REP 348

I, REBECKA LACOURSE, County Election Administrator (Senior) do hereby certify the returns as shown on the official canvass statement are true and correct as certified by the Republican Party Chair.

Rebecka Lacourse
Signature

03/14/24
Date



Texas Secretary of State

Canvass Report

2024 MARCH 5TH REPUBLICAN PRIMARY

March 05, 2024

Total # of Voters Voted: 4760

Provisional Votes Counted: 1

Votes

COUNTY COMMISSIONER PRECINCT 3

Keith Ellis Neuendorff

REP

1384

I, REBECKA LACOURSE, County Election Administrator (Senior) do hereby certify the returns as shown on the official canvass statement are true and correct as certified by the Republican Party Chair.

Rebecka Lacourse
Signature

03/14/24
Date



Texas Secretary of State

Canvass Report

2024 MARCH 5TH REPUBLICAN PRIMARY

March 05, 2024

Total # of Voters Voted: 4760

Provisional Votes Counted: 1

Votes

JUSTICE OF THE PEACE PRECINCT 3

| | | |
|-----------------|-----|------------|
| Bennie Zajicek | REP | <u>504</u> |
| Will Schneider | REP | <u>477</u> |
| Donald J. Clark | REP | <u>596</u> |

I, REBECKA LACOURSE, County Election Administrator (Senior) do hereby certify the returns as shown on the official canvass statement are true and correct as certified by the County Republican Party Chair.

Rebecka Lacourse
Signature

03/14/24

Date



Texas Secretary of State

Canvass Report

2024 MARCH 5TH REPUBLICAN PRIMARY

March 05, 2024

Total # of Voters Voted: _____ 4760

Provisional Votes Counted: _____ 1

Votes

COUNTY CONSTABLE PRECINCT 1

Richard J. Lacourse

REP

907

I, REBECKA LACOURSE, County Election Administrator (Senior) do hereby certify the returns as shown on the official canvass statement are true and correct as certified by the County Republican Party Chair.



Signature

03/14/24

Date



Texas Secretary of State

Canvass Report

2024 MARCH 5TH REPUBLICAN PRIMARY

March 05, 2024

Total # of Voters Voted: _____ 4760

Provisional Votes Counted: _____ 1

Votes

COUNTY CONSTABLE PRECINCT 2

Lonnie L. Hinze

REP

949

I, REBECCA LACOURSE, County Election Administrator (Senior) do hereby certify the returns as shown on the official canvass statement are true and correct as certified by the County Republican Party Chair.

Rebecca Lacourse
Signature

03/14/24
Date



Texas Secretary of State

Canvass Report

2024 MARCH 5TH REPUBLICAN PRIMARY

March 05, 2024

Total # of Voters Voted: _____ 4760

Provisional Votes Counted: _____ 1

Votes

COUNTY CONSTABLE PRECINCT 3

Ivan V. Menke

REP

1412

I, REBECKA LACOURSE, County Election Administrator (Senior) do hereby certify the returns as shown on the official canvass statement are true and correct as certified by the County Republican Party Chair.


Signature

03/14/24
Date



Texas Secretary of State

Canvass Report

2024 MARCH 5TH REPUBLICAN PRIMARY

March 05, 2024

Total # of Voters Voted: _____ 4760

Provisional Votes Counted: _____ 1

Votes

COUNTY CONSTABLE PRECINCT 4

Adrian Flores REP _____ 135

Darrell Stancik REP _____ 541

I, REBECKA LACOURSE, County Election Administrator (Senior) do hereby certify the returns as shown on the official canvass statement are true and correct as certified by the County Republican Party Chair.



Signature

03/14/24

Date



Texas Secretary of State

Canvass Report

2024 MARCH 5TH REPUBLICAN PRIMARY

March 05, 2024

Total # of Voters Voted: 4760

Provisional Votes Counted: 1

Votes

PROPOSITION 1: TEXAS SHOULD ELIMINATE ALL PROPERTY TAXES WITHOUT INCREASING TEXANS' OVERALL TAX BURDEN.

For 3777

Against 721

I, REBECKA LACOURSE, County Election Administrator (Senior) do hereby certify the returns as shown on the official canvass statement are true and correct as certified by the County Republican Party Chair.

Rebecka Lacourse
Signature

03/14/24
Date



Texas Secretary of State

Canvass Report

2024 MARCH 5TH REPUBLICAN PRIMARY

March 05, 2024

Total # of Voters Voted: 4760

Provisional Votes Counted: 1

Votes

PROPOSITION 2: TEXAS SHOULD CREATE A BORDER PROTECTION UNIT, AND DEPLOY ADDITIONAL STATE LAW ENFORCEMENT AND MILITARY FORCES, TO SEAL THE BORDER, TO USE PHYSICAL FORCE TO PREVENT ILLEGAL ENTRY AND TRAFFICKING, AND TO DEPORT ILLEGAL ALIENS TO MEXICO OR TO THEIR NATIONS OF ORIGIN.

For 4303

Against 282

I, REBECKA LACOURSE, County Election Administrator (Senior) do hereby certify the returns as shown on the official canvass statement are true and correct as certified by the County Republican Party Chair.

Rebecka Lacourse
Signature

03/14/24
Date



Texas Secretary of State

Canvass Report

2024 MARCH 5TH REPUBLICAN PRIMARY

March 05, 2024

Total # of Voters Voted: 4760

Provisional Votes Counted: 1

Votes

PROPOSITION 3: THE TEXAS LEGISLATURE SHOULD REQUIRE THE USE OF E-VERIFY BY ALL EMPLOYERS IN TEXAS TO PROTECT JOBS FOR LEGAL WORKERS BY PREVENTING THE HIRING OF ILLEGAL ALIENS.

For 4093

Against 432

I, REBECKA LACOURSE, County Election Administrator (Senior) do hereby certify the returns as shown on the official canvass statement are true and correct as certified by the County Republican Party Chair.

Rebecka Lacourse
Signature

03/14/24
Date



Texas Secretary of State

Canvass Report

2024 MARCH 5TH REPUBLICAN PRIMARY

March 05, 2024

Total # of Voters Voted: _____ 4760

Provisional Votes Counted: _____ 1


Votes

PROPOSITION 4: THE TEXAS LEGISLATURE SHOULD END ALL SUBSIDIES AND PUBLIC SERVICES, INCLUDING IN-STATE COLLEGE TUITION AND ENROLLMENT IN PUBLIC SCHOOLS, FOR ILLEGAL ALIENS.

For _____ 4075

Against _____ 466

I, REBECCA LACOURSE, County Election Administrator (Senior) do hereby certify the returns as shown on the official canvass statement are true and correct as certified by the County Republican Party Chair.



Signature

03/14/24

Date



Texas Secretary of State

Canvass Report

2024 MARCH 5TH REPUBLICAN PRIMARY

March 05, 2024

Total # of Voters Voted: 4760

Provisional Votes Counted: 1

Votes

PROPOSITION 5: TEXAS URGES THE UNITED STATES CONGRESS NOT TO GRANT ANY FORM OF AMNESTY OR A PATHWAY TO LEGALIZATION FOR ILLEGAL ALIENS.

For 3916

Against 586

I, REBECKA LACOURSE, County Election Administrator (Senior) do hereby certify the returns as shown on the official canvass statement are true and correct as certified by the County Republican Party Chair.

Rebecka Lacourse
Signature

03/14/24
Date



Texas Secretary of State

Canvass Report

2024 MARCH 5TH REPUBLICAN PRIMARY

March 05, 2024

Total # of Voters Voted: 4760

Provisional Votes Counted: 1

Votes

PROPOSITION 6: THE TEXAS LEGISLATURE SHOULD PROHIBIT THE DEPLOYMENT OF THE TEXAS NATIONAL GUARD TO A FOREIGN CONFLICT UNLESS CONGRESS FIRST FORMALLY DECLARES WAR.

For 3813

Against 621

I, REBECKA LACOURSE, County Election Administrator (Senior) do hereby certify the returns as shown on the official canvass statement are true and correct as certified by the County Republican Party Chair.

Rebecka Lacourse
Signature

03/14/24
Date



Texas Secretary of State

Canvass Report

2024 MARCH 5TH REPUBLICAN PRIMARY

March 05, 2024

Total # of Voters Voted: 4760

Provisional Votes Counted: 1

Votes

PROPOSITION 7: THE TEXAS LEGISLATURE SHOULD ESTABLISH AUTHORITY WITHIN THE TEXAS STATE COMPTROLLER'S OFFICE TO ADMINISTER ACCESS TO GOLD AND SILVER THROUGH THE TEXAS BULLION DEPOSITORY FOR USE AS LEGAL TENDER.

For 3205

Against 942

I, REBECKA LACOURSE, County Election Administrator (Senior) do hereby certify the returns as shown on the official canvass statement are true and correct as certified by the County Republican Party Chair.

Rebecka Lacourse
Signature

03/14/24
Date



Texas Secretary of State

Canvass Report

2024 MARCH 5TH REPUBLICAN PRIMARY

March 05, 2024

Total # of Voters Voted: 4760

Provisional Votes Counted: 1

Votes

PROPOSITION 8: THE STATE OF TEXAS SHOULD ENSURE THAT TEXANS ARE FREE TO GIVE OR TO WITHHOLD CONSENT FOR ANY VACCINE WITHOUT COERCION.

For 4226

Against 283

I, REBECKA LACOURSE, County Election Administrator (Senior) do hereby certify the returns as shown on the official canvass statement are true and correct as certified by the County Republican Party Chair.

Rebecka Lacourse
Signature

03/14/24
Date



Texas Secretary of State

Canvass Report

2024 MARCH 5TH REPUBLICAN PRIMARY

March 05, 2024

Total # of Voters Voted: _____ 4760

Provisional Votes Counted: _____ 1

Votes

PROPOSITION 9: THE REPUBLICAN PARTY OF TEXAS SHOULD RESTRICT VOTING IN THE REPUBLICAN PRIMARY TO ONLY REGISTERED REPUBLICANS.

For _____ 3184

Against _____ 1231

I, REBECCA LACOURSE, County Election Administrator (Senior) do hereby certify the returns as shown on the official canvass statement are true and correct as certified by the County Republican Party Chair.

Rebecca Lacourse
Signature

03/14/24
Date



Texas Secretary of State

Canvass Report

2024 MARCH 5TH REPUBLICAN PRIMARY

March 05, 2024

Total # of Voters Voted: _____ 4760
Provisional Votes Counted: _____ 1

Votes

PROPOSITION 10: THE TEXAS CONSTITUTION SHOULD BE AMENDED TO RESTORE AUTHORITY TO THE TEXAS ATTORNEY GENERAL TO PROSECUTE ELECTION CRIMES.

For _____ 4087
Against _____ 343

I, REBECKA LACOURSE, County Election Administrator (Senior) do hereby certify the returns as shown on the official canvass statement are true and correct as certified by the County Republican Party Chair.


Signature

03/14/24
Date




JOINT Primary
March 05, 2024

Colorado County

Statistics

| | TOTAL | Absentee | Early Voting | Election Day |
|--------------------------------------|----------|----------|--------------|--------------|
| Election Day Precincts Reporting | 11 of 11 | 0 | 0 | 11 |
| Precincts Complete | 0 of 11 | 0 | 0 | 0 |
| Precincts Partially Reported | 11 of 11 | 0 | 0 | 11 |
| Absentee/ Early Precincts Reporting | 11 of 11 | 11 | 11 | 0 |
| Registered Voters - Total | 14,453 | | | |
| Registered Voters - Republican Party | 0 | | | |
| Registered Voters - Democratic Party | 0 | | | |
| Registered Voters - NONPARTISAN | 14,453 | | | |
| Ballots Cast - Total | 5,100 | 123 | 2,547 | 2,430 |
| Ballots Cast - Republican Party | 4,760 | 87 | 2,387 | 2,286 |
| Ballots Cast - Democratic Party | 340 | 36 | 160 | 144 |
| Ballots Cast - NONPARTISAN | 0 | 0 | 0 | 0 |
| Ballots Cast - Blank | 1 | 0 | 1 | 0 |
| Voter Turnout - Total | 35.29% | | | |
| Voter Turnout - Republican Party | 0.00% | | | |
| Voter Turnout - Democratic Party | 0.00% | | | |
| Voter Turnout - NONPARTISAN | 0.00% | | | |



Official Results

JOINT Primary
March 05, 2024

Colorado County

REP President

Vote For 1

| | TOTAL | VOTE % | Absentee | Early Voting | Election Day |
|-------------------------|--------------|----------------|-----------|--------------|--------------|
| Nikki Haley | 561 | 11.95% | 15 | 293 | 253 |
| Vivek Ramaswamy | 17 | 0.36% | 0 | 8 | 9 |
| David Stuckenberg | 0 | 0.00% | 0 | 0 | 0 |
| Ron DeSantis | 45 | 0.96% | 3 | 23 | 19 |
| Chris Christie | 16 | 0.34% | 0 | 10 | 6 |
| Ryan L. Binkley | 5 | 0.11% | 0 | 4 | 1 |
| Donald J. Trump | 3,941 | 83.96% | 65 | 1,955 | 1,921 |
| Asa Hutchinson | 7 | 0.15% | 0 | 5 | 2 |
| Uncommitted | 102 | 2.17% | 3 | 59 | 40 |
| Total Votes Cast | 4,694 | 100.00% | 86 | 2,357 | 2,251 |
| Overvotes | 1 | | 0 | 0 | 1 |
| Undervotes | 65 | | 1 | 30 | 34 |
| Contest Totals | 4,760 | | 87 | 2,387 | 2,286 |
| Precincts Reporting | 11 of 11 | | | | |

REP US Senator

Vote For 1

| | TOTAL | VOTE % | Absentee | Early Voting | Election Day |
|-------------------------|--------------|----------------|-----------|--------------|--------------|
| Ted Cruz | 4,059 | 90.97% | 74 | 2,035 | 1,950 |
| RE (Rufus) Lopez | 204 | 4.57% | 2 | 98 | 104 |
| Holland "Redd" Gibson | 199 | 4.46% | 7 | 90 | 102 |
| Total Votes Cast | 4,462 | 100.00% | 83 | 2,223 | 2,156 |
| Overvotes | 0 | | 0 | 0 | 0 |
| Undervotes | 298 | | 4 | 164 | 130 |
| Contest Totals | 4,760 | | 87 | 2,387 | 2,286 |
| Precincts Reporting | 11 of 11 | | | | |

REP US Representative, Dist 10

Vote For 1

| | TOTAL | VOTE % | Absentee | Early Voting | Election Day |
|-------------------------|--------------|----------------|-----------|--------------|--------------|
| Michael T. McCaul | 3,044 | 74.10% | 62 | 1,519 | 1,463 |
| Jared B. Lovelace | 1,064 | 25.90% | 14 | 568 | 482 |
| Total Votes Cast | 4,108 | 100.00% | 76 | 2,087 | 1,945 |
| Overvotes | 0 | | 0 | 0 | 0 |
| Undervotes | 652 | | 11 | 300 | 341 |
| Contest Totals | 4,760 | | 87 | 2,387 | 2,286 |
| Precincts Reporting | 11 of 11 | | | | |

JOINT Primary
March 05, 2024

Colorado County

REP Railroad Commissioner

Vote For 1

| | TOTAL | VOTE % | Absentee | Early Voting | Election Day |
|-------------------------|--------------|----------------|-----------|--------------|--------------|
| James "Jim" Matlock | 1,757 | 46.18% | 23 | 816 | 918 |
| Corey Howell | 187 | 4.91% | 3 | 85 | 99 |
| Petra Reyes | 107 | 2.81% | 1 | 52 | 54 |
| Christie Clark | 345 | 9.07% | 6 | 166 | 173 |
| Christi Craddick | 1,409 | 37.03% | 39 | 814 | 556 |
| Total Votes Cast | 3,805 | 100.00% | 72 | 1,933 | 1,800 |
| Overvotes | 2 | | 0 | 0 | 2 |
| Undervotes | 953 | | 15 | 454 | 484 |
| Contest Totals | 4,760 | | 87 | 2,387 | 2,286 |
| Precincts Reporting | 11 of 11 | | | | |

REP Justice, Supreme Court, PI 2

Vote For 1

| | TOTAL | VOTE % | Absentee | Early Voting | Election Day |
|-------------------------|--------------|----------------|-----------|--------------|--------------|
| Jimmy Blacklock | 3,285 | 100.00% | 54 | 1,616 | 1,615 |
| Total Votes Cast | 3,285 | 100.00% | 54 | 1,616 | 1,615 |
| Overvotes | 0 | | 0 | 0 | 0 |
| Undervotes | 1,475 | | 33 | 771 | 671 |
| Contest Totals | 4,760 | | 87 | 2,387 | 2,286 |
| Precincts Reporting | 11 of 11 | | | | |

REP Justice, Supreme Court, PI 4

Vote For 1

| | TOTAL | VOTE % | Absentee | Early Voting | Election Day |
|-------------------------|--------------|----------------|-----------|--------------|--------------|
| Brian Walker | 2,151 | 64.06% | 29 | 1,040 | 1,082 |
| John Devine | 1,207 | 35.94% | 27 | 641 | 539 |
| Total Votes Cast | 3,358 | 100.00% | 56 | 1,681 | 1,621 |
| Overvotes | 0 | | 0 | 0 | 0 |
| Undervotes | 1,402 | | 31 | 706 | 665 |
| Contest Totals | 4,760 | | 87 | 2,387 | 2,286 |
| Precincts Reporting | 11 of 11 | | | | |

REP Justice, Supreme Court, PI 6

Vote For 1

| | TOTAL | VOTE % | Absentee | Early Voting | Election Day |
|-------------------------|--------------|----------------|-----------|--------------|--------------|
| Jane Bland | 3,254 | 100.00% | 55 | 1,615 | 1,584 |
| Total Votes Cast | 3,254 | 100.00% | 55 | 1,615 | 1,584 |
| Overvotes | 0 | | 0 | 0 | 0 |
| Undervotes | 1,506 | | 32 | 772 | 702 |
| Contest Totals | 4,760 | | 87 | 2,387 | 2,286 |
| Precincts Reporting | 11 of 11 | | | | |

JOINT Primary
March 05, 2024

Colorado County

REP Presiding Judge, Ct of Crim App

Vote For 1

| | TOTAL | VOTE % | Absentee | Early Voting | Election Day |
|-------------------------|--------------|----------------|-----------|--------------|--------------|
| Sharon Keller | 1,823 | 51.67% | 25 | 929 | 869 |
| David J. Schenck | 1,705 | 48.33% | 37 | 844 | 824 |
| Total Votes Cast | 3,528 | 100.00% | 62 | 1,773 | 1,693 |
| Overvotes | 0 | | 0 | 0 | 0 |
| Undervotes | 1,232 | | 25 | 614 | 593 |
| Contest Totals | 4,760 | | 87 | 2,387 | 2,286 |
| Precincts Reporting | 11 of 11 | | | | |

REP Judge, Ct of Crim App, PI 7

Vote For 1

| | TOTAL | VOTE % | Absentee | Early Voting | Election Day |
|-------------------------|--------------|----------------|-----------|--------------|--------------|
| Gina Parker | 2,337 | 68.11% | 42 | 1,158 | 1,137 |
| Barbara Parker Hervey | 1,094 | 31.89% | 18 | 576 | 500 |
| Total Votes Cast | 3,431 | 100.00% | 60 | 1,734 | 1,637 |
| Overvotes | 0 | | 0 | 0 | 0 |
| Undervotes | 1,329 | | 27 | 653 | 649 |
| Contest Totals | 4,760 | | 87 | 2,387 | 2,286 |
| Precincts Reporting | 11 of 11 | | | | |

REP Judge, Ct of Crim App, PI 8

Vote For 1

| | TOTAL | VOTE % | Absentee | Early Voting | Election Day |
|-------------------------|--------------|----------------|-----------|--------------|--------------|
| Lee Finley | 1,856 | 53.53% | 30 | 914 | 912 |
| Michelle Slaughter | 1,611 | 46.47% | 31 | 834 | 746 |
| Total Votes Cast | 3,467 | 100.00% | 61 | 1,748 | 1,658 |
| Overvotes | 0 | | 0 | 0 | 0 |
| Undervotes | 1,293 | | 26 | 639 | 628 |
| Contest Totals | 4,760 | | 87 | 2,387 | 2,286 |
| Precincts Reporting | 11 of 11 | | | | |

REP Member, State BoE, Dist 10

Vote For 1

| | TOTAL | VOTE % | Absentee | Early Voting | Election Day |
|-------------------------|--------------|----------------|-----------|--------------|--------------|
| DC" Caldwell I | 734 | 20.74% | 9 | 339 | 386 |
| Mary Bone | 1,337 | 37.78% | 24 | 693 | 620 |
| Tom Maynard | 1,468 | 41.48% | 34 | 774 | 660 |
| Total Votes Cast | 3,539 | 100.00% | 67 | 1,806 | 1,666 |
| Overvotes | 0 | | 0 | 0 | 0 |
| Undervotes | 1,221 | | 20 | 581 | 620 |
| Contest Totals | 4,760 | | 87 | 2,387 | 2,286 |
| Precincts Reporting | 11 of 11 | | | | |

Official Results

JOINT Primary
March 05, 2024

Colorado County

REP State Senator, Dist 17

Vote For 1

| | TOTAL | VOTE % | Absentee | Early Voting | Election Day |
|-------------------------|--------------|----------------|-----------|--------------|--------------|
| Joan Huffman | 3,410 | 100.00% | 60 | 1,702 | 1,648 |
| Total Votes Cast | 3,410 | 100.00% | 60 | 1,702 | 1,648 |
| Overvotes | 0 | | 0 | 0 | 0 |
| Undervotes | 1,350 | | 27 | 685 | 638 |
| Contest Totals | 4,760 | | 87 | 2,387 | 2,286 |
| Precincts Reporting | 11 of 11 | | | | |

REP State Representative, Dist 85

Vote For 1

| | TOTAL | VOTE % | Absentee | Early Voting | Election Day |
|-------------------------|--------------|----------------|-----------|--------------|--------------|
| Stan Kitzman | 2,576 | 63.06% | 57 | 1,247 | 1,272 |
| Tim Greeson | 1,509 | 36.94% | 18 | 820 | 671 |
| Total Votes Cast | 4,085 | 100.00% | 75 | 2,067 | 1,943 |
| Overvotes | 0 | | 0 | 0 | 0 |
| Undervotes | 675 | | 12 | 320 | 343 |
| Contest Totals | 4,760 | | 87 | 2,387 | 2,286 |
| Precincts Reporting | 11 of 11 | | | | |

REP Justice, 1st Ct of App Dist PI 2

Vote For 1

| | TOTAL | VOTE % | Absentee | Early Voting | Election Day |
|-------------------------|--------------|----------------|-----------|--------------|--------------|
| Jennifer Caughey | 3,285 | 100.00% | 57 | 1,631 | 1,597 |
| Total Votes Cast | 3,285 | 100.00% | 57 | 1,631 | 1,597 |
| Overvotes | 0 | | 0 | 0 | 0 |
| Undervotes | 1,475 | | 30 | 756 | 689 |
| Contest Totals | 4,760 | | 87 | 2,387 | 2,286 |
| Precincts Reporting | 11 of 11 | | | | |

REP Justice, 1st Ct of App Dist, PI 6

Vote For 1

| | TOTAL | VOTE % | Absentee | Early Voting | Election Day |
|-------------------------|--------------|----------------|-----------|--------------|--------------|
| Andrew Johnson | 3,269 | 100.00% | 57 | 1,619 | 1,593 |
| Total Votes Cast | 3,269 | 100.00% | 57 | 1,619 | 1,593 |
| Overvotes | 0 | | 0 | 0 | 0 |
| Undervotes | 1,491 | | 30 | 768 | 693 |
| Contest Totals | 4,760 | | 87 | 2,387 | 2,286 |
| Precincts Reporting | 11 of 11 | | | | |

JOINT Primary
March 05, 2024

Colorado County

REP Justice, 1st Ct of App Dist, PI 7

Vote For 1

| | TOTAL | VOTE % | Absentee | Early Voting | Election Day |
|-------------------------|--------------|----------------|-----------|--------------|--------------|
| Clint Morgan | 3,241 | 100.00% | 55 | 1,603 | 1,583 |
| Total Votes Cast | 3,241 | 100.00% | 55 | 1,603 | 1,583 |
| Overvotes | 0 | | 0 | 0 | 0 |
| Undervotes | 1,519 | | 32 | 784 | 703 |
| Contest Totals | 4,760 | | 87 | 2,387 | 2,286 |
| Precincts Reporting | 11 of 11 | | | | |

REP Justice, 1st Ct of App Dist, PI 8

Vote For 1

| | TOTAL | VOTE % | Absentee | Early Voting | Election Day |
|-------------------------|--------------|----------------|-----------|--------------|--------------|
| Kristin M. Guiney | 3,210 | 100.00% | 54 | 1,588 | 1,568 |
| Total Votes Cast | 3,210 | 100.00% | 54 | 1,588 | 1,568 |
| Overvotes | 0 | | 0 | 0 | 0 |
| Undervotes | 1,550 | | 33 | 799 | 718 |
| Contest Totals | 4,760 | | 87 | 2,387 | 2,286 |
| Precincts Reporting | 11 of 11 | | | | |

REP Justice, 1st Ct of App Dist, PI 9

Vote For 1

| | TOTAL | VOTE % | Absentee | Early Voting | Election Day |
|-------------------------|--------------|----------------|-----------|--------------|--------------|
| Susanna Dokupil | 3,219 | 100.00% | 54 | 1,595 | 1,570 |
| Total Votes Cast | 3,219 | 100.00% | 54 | 1,595 | 1,570 |
| Overvotes | 0 | | 0 | 0 | 0 |
| Undervotes | 1,541 | | 33 | 792 | 716 |
| Contest Totals | 4,760 | | 87 | 2,387 | 2,286 |
| Precincts Reporting | 11 of 11 | | | | |

REP Justice, 14th Ct of App Dist, PI 3

Vote For 1

| | TOTAL | VOTE % | Absentee | Early Voting | Election Day |
|-------------------------|--------------|----------------|-----------|--------------|--------------|
| Chad Bridges | 3,219 | 100.00% | 54 | 1,593 | 1,572 |
| Total Votes Cast | 3,219 | 100.00% | 54 | 1,593 | 1,572 |
| Overvotes | 0 | | 0 | 0 | 0 |
| Undervotes | 1,541 | | 33 | 794 | 714 |
| Contest Totals | 4,760 | | 87 | 2,387 | 2,286 |
| Precincts Reporting | 11 of 11 | | | | |

JOINT Primary
March 05, 2024

Colorado County

REP Justice, 14th Ct of App Dist, PI 4

Vote For 1

| | TOTAL | VOTE % | Absentee | Early Voting | Election Day |
|-------------------------|--------------|----------------|-----------|--------------|--------------|
| Tonya McLaughlin | 1,799 | 53.41% | 21 | 943 | 835 |
| Steve Rogers | 1,569 | 46.59% | 38 | 747 | 784 |
| Total Votes Cast | 3,368 | 100.00% | 59 | 1,690 | 1,619 |
| Overvotes | 0 | | 0 | 0 | 0 |
| Undervotes | 1,392 | | 28 | 697 | 667 |
| Contest Totals | 4,760 | | 87 | 2,387 | 2,286 |
| Precincts Reporting | 11 of 11 | | | | |

REP Justice, 14th Ct of App Dist, PI 5

Vote For 1

| | TOTAL | VOTE % | Absentee | Early Voting | Election Day |
|-------------------------|--------------|----------------|-----------|--------------|--------------|
| Maritza Michele Antu | 3,129 | 100.00% | 52 | 1,551 | 1,526 |
| Total Votes Cast | 3,129 | 100.00% | 52 | 1,551 | 1,526 |
| Overvotes | 0 | | 0 | 0 | 0 |
| Undervotes | 1,631 | | 35 | 836 | 760 |
| Contest Totals | 4,760 | | 87 | 2,387 | 2,286 |
| Precincts Reporting | 11 of 11 | | | | |

REP Justice, 14th Ct of App Dist, PI 6

Vote For 1

| | TOTAL | VOTE % | Absentee | Early Voting | Election Day |
|-------------------------|--------------|----------------|-----------|--------------|--------------|
| Katy Boatman | 3,197 | 100.00% | 52 | 1,582 | 1,563 |
| Total Votes Cast | 3,197 | 100.00% | 52 | 1,582 | 1,563 |
| Overvotes | 0 | | 0 | 0 | 0 |
| Undervotes | 1,563 | | 35 | 805 | 723 |
| Contest Totals | 4,760 | | 87 | 2,387 | 2,286 |
| Precincts Reporting | 11 of 11 | | | | |

REP Justice, 14th Ct of App Dist, PI 8

Vote For 1

| | TOTAL | VOTE % | Absentee | Early Voting | Election Day |
|-------------------------|--------------|----------------|-----------|--------------|--------------|
| Brad Hart | 3,192 | 100.00% | 54 | 1,578 | 1,560 |
| Total Votes Cast | 3,192 | 100.00% | 54 | 1,578 | 1,560 |
| Overvotes | 0 | | 0 | 0 | 0 |
| Undervotes | 1,568 | | 33 | 809 | 726 |
| Contest Totals | 4,760 | | 87 | 2,387 | 2,286 |
| Precincts Reporting | 11 of 11 | | | | |

JOINT Primary
March 05, 2024

Colorado County

REP Dist Judge, 25th Judicial Dist

Vote For 1

| | TOTAL | VOTE % | Absentee | Early Voting | Election Day |
|-------------------------|--------------|----------------|-----------|--------------|--------------|
| Bill Old | 3,431 | 100.00% | 61 | 1,741 | 1,629 |
| Total Votes Cast | 3,431 | 100.00% | 61 | 1,741 | 1,629 |
| Overvotes | 0 | | 0 | 0 | 0 |
| Undervotes | 1,329 | | 26 | 646 | 657 |
| Contest Totals | 4,760 | | 87 | 2,387 | 2,286 |
| Precincts Reporting | 11 of 11 | | | | |

REP Dist Judge, 2nd 25th Judicial Dist

Vote For 1

| | TOTAL | VOTE % | Absentee | Early Voting | Election Day |
|--------------------------|--------------|----------------|-----------|--------------|--------------|
| Jessica Richard Crawford | 3,287 | 100.00% | 57 | 1,633 | 1,597 |
| Total Votes Cast | 3,287 | 100.00% | 57 | 1,633 | 1,597 |
| Overvotes | 0 | | 0 | 0 | 0 |
| Undervotes | 1,473 | | 30 | 754 | 689 |
| Contest Totals | 4,760 | | 87 | 2,387 | 2,286 |
| Precincts Reporting | 11 of 11 | | | | |

REP County Attorney

Vote For 1

| | TOTAL | VOTE % | Absentee | Early Voting | Election Day |
|-------------------------|--------------|----------------|-----------|--------------|--------------|
| Ray Johannes | 3,571 | 100.00% | 63 | 1,794 | 1,714 |
| Total Votes Cast | 3,571 | 100.00% | 63 | 1,794 | 1,714 |
| Overvotes | 0 | | 0 | 0 | 0 |
| Undervotes | 1,189 | | 24 | 593 | 572 |
| Contest Totals | 4,760 | | 87 | 2,387 | 2,286 |
| Precincts Reporting | 11 of 11 | | | | |

REP Sheriff

Vote For 1

| | TOTAL | VOTE % | Absentee | Early Voting | Election Day |
|-------------------------|--------------|----------------|-----------|--------------|--------------|
| Justin Lindemann | 2,833 | 60.82% | 51 | 1,416 | 1,366 |
| Wendy Alley | 1,825 | 39.18% | 33 | 928 | 864 |
| Total Votes Cast | 4,658 | 100.00% | 84 | 2,344 | 2,230 |
| Overvotes | 0 | | 0 | 0 | 0 |
| Undervotes | 102 | | 3 | 43 | 56 |
| Contest Totals | 4,760 | | 87 | 2,387 | 2,286 |
| Precincts Reporting | 11 of 11 | | | | |

JOINT Primary
March 05, 2024

Colorado County

REP County Tax Assessor-Collector

Vote For 1

| | TOTAL | VOTE % | Absentee | Early Voting | Election Day |
|-------------------------|--------------|----------------|-----------|--------------|--------------|
| Erica Kollaja | 1,783 | 40.58% | 41 | 911 | 831 |
| Melinda A. Zajicek | 1,957 | 44.54% | 22 | 1,013 | 922 |
| Bruce Besch | 654 | 14.88% | 17 | 287 | 350 |
| Total Votes Cast | 4,394 | 100.00% | 80 | 2,211 | 2,103 |
| Overvotes | 0 | | 0 | 0 | 0 |
| Undervotes | 366 | | 7 | 176 | 183 |
| Contest Totals | 4,760 | | 87 | 2,387 | 2,286 |
| Precincts Reporting | 11 of 11 | | | | |

REP County Commissioner Pct 1

Vote For 1

| | TOTAL | VOTE % | Absentee | Early Voting | Election Day |
|-------------------------|--------------|----------------|-----------|--------------|--------------|
| Shannon Owers | 672 | 65.88% | 18 | 306 | 348 |
| Rueben Taylor | 348 | 34.12% | 4 | 134 | 210 |
| Total Votes Cast | 1,020 | 100.00% | 22 | 440 | 558 |
| Overvotes | 0 | | 0 | 0 | 0 |
| Undervotes | 72 | | 5 | 31 | 36 |
| Contest Totals | 1,092 | | 27 | 471 | 594 |
| Precincts Reporting | 3 of 3 | | | | |

REP County Commissioner Pct 3

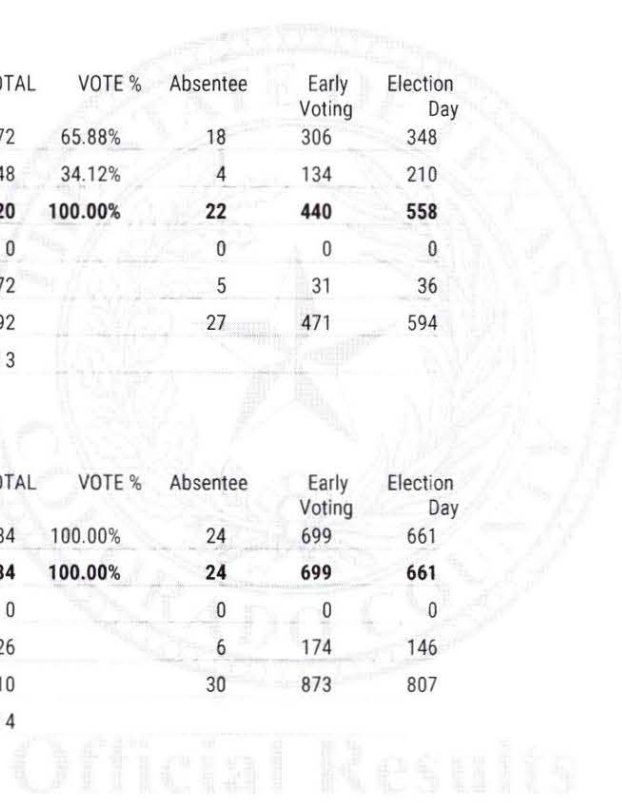
Vote For 1

| | TOTAL | VOTE % | Absentee | Early Voting | Election Day |
|-------------------------|--------------|----------------|-----------|--------------|--------------|
| Keith Ellis Neuendorff | 1,384 | 100.00% | 24 | 699 | 661 |
| Total Votes Cast | 1,384 | 100.00% | 24 | 699 | 661 |
| Overvotes | 0 | | 0 | 0 | 0 |
| Undervotes | 326 | | 6 | 174 | 146 |
| Contest Totals | 1,710 | | 30 | 873 | 807 |
| Precincts Reporting | 4 of 4 | | | | |

REP Justice of the Peace Precinct 3

Vote For 1

| | TOTAL | VOTE % | Absentee | Early Voting | Election Day |
|-------------------------|--------------|----------------|-----------|--------------|--------------|
| Bennie Zajicek | 504 | 31.96% | 6 | 242 | 256 |
| Will Schneider | 477 | 30.25% | 10 | 236 | 231 |
| Donald J. Clark | 596 | 37.79% | 12 | 336 | 248 |
| Total Votes Cast | 1,577 | 100.00% | 28 | 814 | 735 |
| Overvotes | 1 | | 0 | 0 | 1 |
| Undervotes | 132 | | 2 | 59 | 71 |
| Contest Totals | 1,710 | | 30 | 873 | 807 |
| Precincts Reporting | 4 of 4 | | | | |



Official Results

JOINT Primary
March 05, 2024

Colorado County

REP Constable Pct 1

Vote For 1

| | TOTAL | VOTE % | Absentee | Early Voting | Election Day |
|-------------------------|------------|----------------|-----------|--------------|--------------|
| Richard J. LaCourse | 907 | 100.00% | 21 | 391 | 495 |
| Total Votes Cast | 907 | 100.00% | 21 | 391 | 495 |
| Overvotes | 0 | | 0 | 0 | 0 |
| Undervotes | 185 | | 6 | 80 | 99 |
| Contest Totals | 1,092 | | 27 | 471 | 594 |
| Precincts Reporting | 3 of 3 | | | | |

REP Constable Pct 2

Vote For 1

| | TOTAL | VOTE % | Absentee | Early Voting | Election Day |
|-------------------------|------------|----------------|-----------|--------------|--------------|
| Lonnie L. Hinze | 949 | 100.00% | 16 | 504 | 429 |
| Total Votes Cast | 949 | 100.00% | 16 | 504 | 429 |
| Overvotes | 0 | | 0 | 0 | 0 |
| Undervotes | 284 | | 4 | 144 | 136 |
| Contest Totals | 1,233 | | 20 | 648 | 565 |
| Precincts Reporting | 2 of 2 | | | | |

REP Constable Pct 3

Vote For 1

| | TOTAL | VOTE % | Absentee | Early Voting | Election Day |
|-------------------------|--------------|----------------|-----------|--------------|--------------|
| Van V. Menke | 1,412 | 100.00% | 23 | 722 | 667 |
| Total Votes Cast | 1,412 | 100.00% | 23 | 722 | 667 |
| Overvotes | 0 | | 0 | 0 | 0 |
| Undervotes | 298 | | 7 | 151 | 140 |
| Contest Totals | 1,710 | | 30 | 873 | 807 |
| Precincts Reporting | 4 of 4 | | | | |

REP Constable Pct 4

Vote For 1

| | TOTAL | VOTE % | Absentee | Early Voting | Election Day |
|-------------------------|------------|----------------|-----------|--------------|--------------|
| Adrian Flores | 135 | 19.97% | 3 | 79 | 53 |
| Darrell Stancik | 541 | 80.03% | 7 | 293 | 241 |
| Total Votes Cast | 676 | 100.00% | 10 | 372 | 294 |
| Overvotes | 0 | | 0 | 0 | 0 |
| Undervotes | 49 | | 0 | 23 | 26 |
| Contest Totals | 725 | | 10 | 395 | 320 |
| Precincts Reporting | 2 of 2 | | | | |

JOINT Primary
March 05, 2024

Colorado County

REP County Chair
Vote For 1

| | TOTAL | VOTE % | Absentee | Early Voting | Election Day |
|-------------------------|--------------|----------------|-----------|--------------|--------------|
| Tom Kelley | 3,687 | 100.00% | 66 | 1,846 | 1,775 |
| Total Votes Cast | 3,687 | 100.00% | 66 | 1,846 | 1,775 |
| Overvotes | 0 | | 0 | 0 | 0 |
| Undervotes | 1,073 | | 21 | 541 | 511 |
| Contest Totals | 4,760 | | 87 | 2,387 | 2,286 |
| Precincts Reporting | 11 of 11 | | | | |

REP Proposition 1
Vote For 1

| | TOTAL | VOTE % | Absentee | Early Voting | Election Day |
|-------------------------|--------------|----------------|-----------|--------------|--------------|
| YES | 3,777 | 83.97% | 62 | 1,876 | 1,839 |
| NO | 721 | 16.03% | 19 | 390 | 312 |
| Total Votes Cast | 4,498 | 100.00% | 81 | 2,266 | 2,151 |
| Overvotes | 1 | | 0 | 0 | 1 |
| Undervotes | 261 | | 6 | 121 | 134 |
| Contest Totals | 4,760 | | 87 | 2,387 | 2,286 |
| Precincts Reporting | 11 of 11 | | | | |

REP Proposition 2
Vote For 1

| | TOTAL | VOTE % | Absentee | Early Voting | Election Day |
|-------------------------|--------------|----------------|-----------|--------------|--------------|
| YES | 4,303 | 93.85% | 77 | 2,162 | 2,064 |
| NO | 282 | 6.15% | 7 | 144 | 131 |
| Total Votes Cast | 4,585 | 100.00% | 84 | 2,306 | 2,195 |
| Overvotes | 0 | | 0 | 0 | 0 |
| Undervotes | 175 | | 3 | 81 | 91 |
| Contest Totals | 4,760 | | 87 | 2,387 | 2,286 |
| Precincts Reporting | 11 of 11 | | | | |

REP Proposition 3
Vote For 1

| | TOTAL | VOTE % | Absentee | Early Voting | Election Day |
|-------------------------|--------------|----------------|-----------|--------------|--------------|
| YES | 4,093 | 90.45% | 72 | 2,041 | 1,980 |
| NO | 432 | 9.55% | 8 | 237 | 187 |
| Total Votes Cast | 4,525 | 100.00% | 80 | 2,278 | 2,167 |
| Overvotes | 0 | | 0 | 0 | 0 |
| Undervotes | 235 | | 7 | 109 | 119 |
| Contest Totals | 4,760 | | 87 | 2,387 | 2,286 |
| Precincts Reporting | 11 of 11 | | | | |

Official Results

JOINT Primary
March 05, 2024

Colorado County

REP Proposition 4

Vote For 1

| | TOTAL | VOTE % | Absentee | Early Voting | Election Day |
|-------------------------|--------------|----------------|-----------|--------------|--------------|
| YES | 4,075 | 89.74% | 83 | 2,053 | 1,939 |
| NO | 466 | 10.26% | 3 | 228 | 235 |
| Total Votes Cast | 4,541 | 100.00% | 86 | 2,281 | 2,174 |
| Overvotes | 1 | | 0 | 0 | 1 |
| Undervotes | 218 | | 1 | 106 | 111 |
| Contest Totals | 4,760 | | 87 | 2,387 | 2,286 |
| Precincts Reporting | 11 of 11 | | | | |

REP Proposition 5

Vote For 1

| | TOTAL | VOTE % | Absentee | Early Voting | Election Day |
|-------------------------|--------------|----------------|-----------|--------------|--------------|
| YES | 3,916 | 86.98% | 77 | 1,993 | 1,846 |
| NO | 586 | 13.02% | 9 | 279 | 298 |
| Total Votes Cast | 4,502 | 100.00% | 86 | 2,272 | 2,144 |
| Overvotes | 1 | | 0 | 0 | 1 |
| Undervotes | 257 | | 1 | 115 | 141 |
| Contest Totals | 4,760 | | 87 | 2,387 | 2,286 |
| Precincts Reporting | 11 of 11 | | | | |

REP Proposition 6

Vote For 1

| | TOTAL | VOTE % | Absentee | Early Voting | Election Day |
|-------------------------|--------------|----------------|-----------|--------------|--------------|
| YES | 3,813 | 85.99% | 71 | 1,919 | 1,823 |
| NO | 621 | 14.01% | 12 | 314 | 295 |
| Total Votes Cast | 4,434 | 100.00% | 83 | 2,233 | 2,118 |
| Overvotes | 0 | | 0 | 0 | 0 |
| Undervotes | 326 | | 4 | 154 | 168 |
| Contest Totals | 4,760 | | 87 | 2,387 | 2,286 |
| Precincts Reporting | 11 of 11 | | | | |

REP Proposition 7

Vote For 1

| | TOTAL | VOTE % | Absentee | Early Voting | Election Day |
|-------------------------|--------------|----------------|-----------|--------------|--------------|
| YES | 3,205 | 77.28% | 55 | 1,610 | 1,540 |
| NO | 942 | 22.72% | 20 | 490 | 432 |
| Total Votes Cast | 4,147 | 100.00% | 75 | 2,100 | 1,972 |
| Overvotes | 1 | | 0 | 0 | 1 |
| Undervotes | 612 | | 12 | 287 | 313 |
| Contest Totals | 4,760 | | 87 | 2,387 | 2,286 |
| Precincts Reporting | 11 of 11 | | | | |

Official Results

JOINT Primary
March 05, 2024

Colorado County

REP Proposition 8

Vote For 1

| | TOTAL | VOTE % | Absentee | Early Voting | Election Day |
|-------------------------|--------------|----------------|-----------|--------------|--------------|
| YES | 4,226 | 93.72% | 72 | 2,128 | 2,026 |
| NO | 283 | 6.28% | 11 | 140 | 132 |
| Total Votes Cast | 4,509 | 100.00% | 83 | 2,268 | 2,158 |
| Overvotes | 0 | | 0 | 0 | 0 |
| Undervotes | 251 | | 4 | 119 | 128 |
| Contest Totals | 4,760 | | 87 | 2,387 | 2,286 |
| Precincts Reporting | 11 of 11 | | | | |

REP Proposition 9

Vote For 1

| | TOTAL | VOTE % | Absentee | Early Voting | Election Day |
|-------------------------|--------------|----------------|-----------|--------------|--------------|
| YES | 3,184 | 72.12% | 54 | 1,610 | 1,520 |
| NO | 1,231 | 27.88% | 28 | 607 | 596 |
| Total Votes Cast | 4,415 | 100.00% | 82 | 2,217 | 2,116 |
| Overvotes | 2 | | 0 | 0 | 2 |
| Undervotes | 343 | | 5 | 170 | 168 |
| Contest Totals | 4,760 | | 87 | 2,387 | 2,286 |
| Precincts Reporting | 11 of 11 | | | | |

REP Proposition 10

Vote For 1

| | TOTAL | VOTE % | Absentee | Early Voting | Election Day |
|-------------------------|--------------|----------------|-----------|--------------|--------------|
| YES | 4,087 | 92.26% | 73 | 2,044 | 1,970 |
| NO | 343 | 7.74% | 8 | 190 | 145 |
| Total Votes Cast | 4,430 | 100.00% | 81 | 2,234 | 2,115 |
| Overvotes | 0 | | 0 | 0 | 0 |
| Undervotes | 330 | | 6 | 153 | 171 |
| Contest Totals | 4,760 | | 87 | 2,387 | 2,286 |
| Precincts Reporting | 11 of 11 | | | | |

REP Proposition 11

Vote For 1

| | TOTAL | VOTE % | Absentee | Early Voting | Election Day |
|-------------------------|--------------|----------------|-----------|--------------|--------------|
| YES | 3,776 | 83.78% | 59 | 1,880 | 1,837 |
| NO | 731 | 16.22% | 21 | 384 | 326 |
| Total Votes Cast | 4,507 | 100.00% | 80 | 2,264 | 2,163 |
| Overvotes | 2 | | 0 | 0 | 2 |
| Undervotes | 251 | | 7 | 123 | 121 |
| Contest Totals | 4,760 | | 87 | 2,387 | 2,286 |
| Precincts Reporting | 11 of 11 | | | | |

Official Results

JOINT Primary
March 05, 2024

Colorado County

REP Proposition 12

Vote For 1

| | TOTAL | VOTE % | Absentee | Early Voting | Election Day |
|-------------------------|--------------|----------------|-----------|--------------|--------------|
| YES | 4,457 | 97.06% | 85 | 2,243 | 2,129 |
| NO | 135 | 2.94% | 2 | 69 | 64 |
| Total Votes Cast | 4,592 | 100.00% | 87 | 2,312 | 2,193 |
| Overvotes | 0 | | 0 | 0 | 0 |
| Undervotes | 168 | | 0 | 75 | 93 |
| Contest Totals | 4,760 | | 87 | 2,387 | 2,286 |
| Precincts Reporting | 11 of 11 | | | | |

REP Proposition 13

Vote For 1

| | TOTAL | VOTE % | Absentee | Early Voting | Election Day |
|-------------------------|--------------|----------------|-----------|--------------|--------------|
| YES | 4,436 | 96.92% | 86 | 2,234 | 2,116 |
| NO | 141 | 3.08% | 1 | 70 | 70 |
| Total Votes Cast | 4,577 | 100.00% | 87 | 2,304 | 2,186 |
| Overvotes | 0 | | 0 | 0 | 0 |
| Undervotes | 183 | | 0 | 83 | 100 |
| Contest Totals | 4,760 | | 87 | 2,387 | 2,286 |
| Precincts Reporting | 11 of 11 | | | | |

DEM President

Vote For 1

| | TOTAL | VOTE % | Absentee | Early Voting | Election Day |
|-------------------------------|------------|----------------|-----------|--------------|--------------|
| Star Locke | 1 | 0.31% | 0 | 0 | 1 |
| Cenk Uygur | 1 | 0.31% | 0 | 1 | 0 |
| Dean Phillips | 7 | 2.16% | 0 | 3 | 4 |
| Frankie Lozada | 2 | 0.62% | 0 | 1 | 1 |
| Armando "Mando" Perez-Serrato | 6 | 1.85% | 1 | 3 | 2 |
| Gabriel A. Cornejo | 8 | 2.47% | 0 | 1 | 7 |
| Marianne Williamson | 8 | 2.47% | 1 | 2 | 5 |
| Joseph R. Biden Jr. | 291 | 89.81% | 34 | 142 | 115 |
| Total Votes Cast | 324 | 100.00% | 36 | 153 | 135 |
| Overvotes | 0 | | 0 | 0 | 0 |
| Undervotes | 16 | | 0 | 7 | 9 |
| Contest Totals | 340 | | 36 | 160 | 144 |
| Precincts Reporting | 11 of 11 | | | | |

JOINT Primary
March 05, 2024

Colorado County

DEM US Senator

Vote For 1

| | TOTAL | VOTE % | Absentee | Early Voting | Election Day |
|--------------------------|------------|----------------|-----------|--------------|--------------|
| Roland Gutierrez | 30 | 9.46% | 4 | 14 | 12 |
| Meri Gomez | 10 | 3.15% | 1 | 5 | 4 |
| Chierry Tchenko | 6 | 1.89% | 0 | 2 | 4 |
| A. "Robert" Hassan | 8 | 2.52% | 0 | 3 | 5 |
| Colin Allred | 215 | 67.82% | 25 | 108 | 82 |
| Steven J. Keough | 11 | 3.47% | 2 | 4 | 5 |
| Mark Gonzalez | 20 | 6.31% | 0 | 7 | 13 |
| Carl Oscar Sherman | 7 | 2.21% | 1 | 2 | 4 |
| Heli Rodriguez Prilliman | 10 | 3.15% | 1 | 2 | 7 |
| Total Votes Cast | 317 | 100.00% | 34 | 147 | 136 |
| Overvotes | 1 | | 0 | 0 | 1 |
| Undervotes | 22 | | 2 | 13 | 7 |
| Contest Totals | 340 | | 36 | 160 | 144 |
| Precincts Reporting | 11 of 11 | | | | |

DEM US Representative, Dist 10

Vote For 1

| | TOTAL | VOTE % | Absentee | Early Voting | Election Day |
|-------------------------|------------|----------------|-----------|--------------|--------------|
| Theresa Boisseau | 185 | 65.84% | 22 | 90 | 73 |
| Keith McPhail | 96 | 34.16% | 12 | 39 | 45 |
| Total Votes Cast | 281 | 100.00% | 34 | 129 | 118 |
| Overvotes | 0 | | 0 | 0 | 0 |
| Undervotes | 59 | | 2 | 31 | 26 |
| Contest Totals | 340 | | 36 | 160 | 144 |
| Precincts Reporting | 11 of 11 | | | | |

DEM Railroad Commissioner

Vote For 1

| | TOTAL | VOTE % | Absentee | Early Voting | Election Day |
|-------------------------|------------|----------------|-----------|--------------|--------------|
| Katherine Culbert | 216 | 72.00% | 24 | 101 | 91 |
| Bill Burch | 84 | 28.00% | 11 | 37 | 36 |
| Total Votes Cast | 300 | 100.00% | 35 | 138 | 127 |
| Overvotes | 0 | | 0 | 0 | 0 |
| Undervotes | 40 | | 1 | 22 | 17 |
| Contest Totals | 340 | | 36 | 160 | 144 |
| Precincts Reporting | 11 of 11 | | | | |

JOINT Primary
March 05, 2024

Colorado County

DEM Justice, Supreme Court, PI 2

Vote For 1

| | TOTAL | VOTE % | Absentee | Early Voting | Election Day |
|-------------------------|------------|----------------|-----------|--------------|--------------|
| Sean Jones | 182 | 63.41% | 21 | 83 | 78 |
| Randy Sarosdy | 105 | 36.59% | 13 | 48 | 44 |
| Total Votes Cast | 287 | 100.00% | 34 | 131 | 122 |
| Overvotes | 0 | | 0 | 0 | 0 |
| Undervotes | 53 | | 2 | 29 | 22 |
| Contest Totals | 340 | | 36 | 160 | 144 |
| Precincts Reporting | 11 of 11 | | | | |

DEM Justice, Supreme Court, PI 4

Vote For 1

| | TOTAL | VOTE % | Absentee | Early Voting | Election Day |
|-------------------------|------------|----------------|-----------|--------------|--------------|
| Christine Vinh Weems | 270 | 100.00% | 33 | 124 | 113 |
| Total Votes Cast | 270 | 100.00% | 33 | 124 | 113 |
| Overvotes | 0 | | 0 | 0 | 0 |
| Undervotes | 70 | | 3 | 36 | 31 |
| Contest Totals | 340 | | 36 | 160 | 144 |
| Precincts Reporting | 11 of 11 | | | | |

DEM Justice, Supreme Court, PI 6

Vote For 1

| | TOTAL | VOTE % | Absentee | Early Voting | Election Day |
|-------------------------|------------|----------------|-----------|--------------|--------------|
| Bonnie Lee Goldstein | 217 | 75.35% | 25 | 101 | 91 |
| Joe Pool | 71 | 24.65% | 9 | 30 | 32 |
| Total Votes Cast | 288 | 100.00% | 34 | 131 | 123 |
| Overvotes | 0 | | 0 | 0 | 0 |
| Undervotes | 52 | | 2 | 29 | 21 |
| Contest Totals | 340 | | 36 | 160 | 144 |
| Precincts Reporting | 11 of 11 | | | | |

DEM Presiding Judge, Ct of Crim App

Vote For 1

| | TOTAL | VOTE % | Absentee | Early Voting | Election Day |
|-------------------------|------------|----------------|-----------|--------------|--------------|
| Holly Taylor | 272 | 100.00% | 32 | 126 | 114 |
| Total Votes Cast | 272 | 100.00% | 32 | 126 | 114 |
| Overvotes | 0 | | 0 | 0 | 0 |
| Undervotes | 68 | | 4 | 34 | 30 |
| Contest Totals | 340 | | 36 | 160 | 144 |
| Precincts Reporting | 11 of 11 | | | | |

JOINT Primary
March 05, 2024

Colorado County

DEM Judge, Ct of Crim App, PI 7

Vote For 1

| | TOTAL | VOTE % | Absentee | Early Voting | Election Day |
|-------------------------|------------|----------------|-----------|--------------|--------------|
| Lancy Mulder | 260 | 100.00% | 32 | 120 | 108 |
| total Votes Cast | 260 | 100.00% | 32 | 120 | 108 |
| Overvotes | 0 | | 0 | 0 | 0 |
| Undervotes | 80 | | 4 | 40 | 36 |
| Contest Totals | 340 | | 36 | 160 | 144 |
| Precincts Reporting | 11 of 11 | | | | |

DEM Judge, Ct of Crim App, PI 8

Vote For 1

| | TOTAL | VOTE % | Absentee | Early Voting | Election Day |
|-------------------------|------------|----------------|-----------|--------------|--------------|
| Chika Anyiam | 258 | 100.00% | 32 | 118 | 108 |
| total Votes Cast | 258 | 100.00% | 32 | 118 | 108 |
| Overvotes | 0 | | 0 | 0 | 0 |
| Undervotes | 82 | | 4 | 42 | 36 |
| Contest Totals | 340 | | 36 | 160 | 144 |
| Precincts Reporting | 11 of 11 | | | | |

DEM Member, State BoE, Dist 10

Vote For 1

| | TOTAL | VOTE % | Absentee | Early Voting | Election Day |
|-------------------------|------------|----------------|-----------|--------------|--------------|
| Raquel Saenz Ortiz | 207 | 72.13% | 26 | 94 | 87 |
| DC Caldwell I | 80 | 27.87% | 8 | 37 | 35 |
| total Votes Cast | 287 | 100.00% | 34 | 131 | 122 |
| Overvotes | 0 | | 0 | 0 | 0 |
| Undervotes | 53 | | 2 | 29 | 22 |
| Contest Totals | 340 | | 36 | 160 | 144 |
| Precincts Reporting | 11 of 11 | | | | |

DEM State Senator, Dist 17

Vote For 1

| | TOTAL | VOTE % | Absentee | Early Voting | Election Day |
|-------------------------|------------|----------------|-----------|--------------|--------------|
| Kathy Cheng | 261 | 100.00% | 32 | 120 | 109 |
| total Votes Cast | 261 | 100.00% | 32 | 120 | 109 |
| Overvotes | 0 | | 0 | 0 | 0 |
| Undervotes | 79 | | 4 | 40 | 35 |
| Contest Totals | 340 | | 36 | 160 | 144 |
| Precincts Reporting | 11 of 11 | | | | |

JOINT Primary
March 05, 2024

Colorado County

DEM Justice, 1st Ct of App Dist, PI 2

Vote For 1

| | TOTAL | VOTE % | Absentee | Early Voting | Election Day |
|-------------------------|------------|----------------|-----------|--------------|--------------|
| Brendetta Scott | 201 | 70.03% | 18 | 92 | 91 |
| Gordon Goodman | 86 | 29.97% | 15 | 41 | 30 |
| Total Votes Cast | 287 | 100.00% | 33 | 133 | 121 |
| Overvotes | 0 | | 0 | 0 | 0 |
| Undervotes | 53 | | 3 | 27 | 23 |
| Contest Totals | 340 | | 36 | 160 | 144 |
| Precincts Reporting | 11 of 11 | | | | |

DEM Justice, 1st Ct of App Dist, PI 6

Vote For 1

| | TOTAL | VOTE % | Absentee | Early Voting | Election Day |
|-------------------------|------------|----------------|-----------|--------------|--------------|
| Sarah Beth Landau | 263 | 100.00% | 33 | 121 | 109 |
| Total Votes Cast | 263 | 100.00% | 33 | 121 | 109 |
| Overvotes | 0 | | 0 | 0 | 0 |
| Undervotes | 77 | | 3 | 39 | 35 |
| Contest Totals | 340 | | 36 | 160 | 144 |
| Precincts Reporting | 11 of 11 | | | | |

DEM Justice, 1st Ct of App Dist, PI 7

Vote For 1

| | TOTAL | VOTE % | Absentee | Early Voting | Election Day |
|-------------------------|------------|----------------|-----------|--------------|--------------|
| Julie Countiss | 259 | 100.00% | 33 | 117 | 109 |
| Total Votes Cast | 259 | 100.00% | 33 | 117 | 109 |
| Overvotes | 0 | | 0 | 0 | 0 |
| Undervotes | 81 | | 3 | 43 | 35 |
| Contest Totals | 340 | | 36 | 160 | 144 |
| Precincts Reporting | 11 of 11 | | | | |

DEM Justice, 1st Ct of App Dist, PI 8

Vote For 1

| | TOTAL | VOTE % | Absentee | Early Voting | Election Day |
|-------------------------|------------|----------------|-----------|--------------|--------------|
| Richard Hightower | 161 | 55.52% | 21 | 67 | 73 |
| Ysidra "Sissy" Kyles | 129 | 44.48% | 13 | 64 | 52 |
| Total Votes Cast | 290 | 100.00% | 34 | 131 | 125 |
| Overvotes | 0 | | 0 | 0 | 0 |
| Undervotes | 50 | | 2 | 29 | 19 |
| Contest Totals | 340 | | 36 | 160 | 144 |
| Precincts Reporting | 11 of 11 | | | | |

JOINT Primary
March 05, 2024

Colorado County

DEM Justice, 1st Ct of App Dist, PI 9

Vote For 1

| | TOTAL | VOTE % | Absentee | Early Voting | Election Day |
|-------------------------|------------|----------------|-----------|--------------|--------------|
| Peter Kelly | 117 | 40.91% | 16 | 48 | 53 |
| Amber Boyd-Cora | 169 | 59.09% | 18 | 84 | 67 |
| Total Votes Cast | 286 | 100.00% | 34 | 132 | 120 |
| Overvotes | 0 | | 0 | 0 | 0 |
| Undervotes | 54 | | 2 | 28 | 24 |
| Contest Totals | 340 | | 36 | 160 | 144 |
| Precincts Reporting | 11 of 11 | | | | |

DEM Justice, 14th Ct of App Dist, PI 3

Vote For 1

| | TOTAL | VOTE % | Absentee | Early Voting | Election Day |
|-------------------------|------------|----------------|-----------|--------------|--------------|
| Velda Renita Faulkner | 129 | 45.26% | 15 | 60 | 54 |
| Mark Ritchie | 50 | 17.54% | 3 | 23 | 24 |
| Chuck Silverman | 35 | 12.28% | 3 | 13 | 19 |
| Jerry Zimmerer | 71 | 24.91% | 13 | 33 | 25 |
| Total Votes Cast | 285 | 100.00% | 34 | 129 | 122 |
| Overvotes | 0 | | 0 | 0 | 0 |
| Undervotes | 55 | | 2 | 31 | 22 |
| Contest Totals | 340 | | 36 | 160 | 144 |
| Precincts Reporting | 11 of 11 | | | | |

DEM Justice, 14th Ct of App Dist, PI 4

Vote For 1

| | TOTAL | VOTE % | Absentee | Early Voting | Election Day |
|-------------------------|------------|----------------|-----------|--------------|--------------|
| Charles Spain | 181 | 65.11% | 25 | 88 | 68 |
| Derek Obialo | 97 | 34.89% | 8 | 39 | 50 |
| Total Votes Cast | 278 | 100.00% | 33 | 127 | 118 |
| Overvotes | 0 | | 0 | 0 | 0 |
| Undervotes | 62 | | 3 | 33 | 26 |
| Contest Totals | 340 | | 36 | 160 | 144 |
| Precincts Reporting | 11 of 11 | | | | |

DEM Justice, 14th Ct of App Dist, PI 5

Vote For 1

| | TOTAL | VOTE % | Absentee | Early Voting | Election Day |
|-------------------------|------------|----------------|-----------|--------------|--------------|
| Frances Bourliot | 259 | 100.00% | 33 | 117 | 109 |
| Total Votes Cast | 259 | 100.00% | 33 | 117 | 109 |
| Overvotes | 0 | | 0 | 0 | 0 |
| Undervotes | 81 | | 3 | 43 | 35 |
| Contest Totals | 340 | | 36 | 160 | 144 |
| Precincts Reporting | 11 of 11 | | | | |

JOINT Primary
March 05, 2024

Colorado County

DEM Justice, 14th Ct of App Dist, PI 6

Vote For 1

| | TOTAL | VOTE % | Absentee | Early Voting | Election Day |
|-------------------------|------------|----------------|-----------|--------------|--------------|
| Meagan Hassan | 183 | 64.44% | 27 | 86 | 70 |
| Sara Padua Cordua | 101 | 35.56% | 6 | 45 | 50 |
| Total Votes Cast | 284 | 100.00% | 33 | 131 | 120 |
| Overvotes | 0 | | 0 | 0 | 0 |
| Undervotes | 56 | | 3 | 29 | 24 |
| Contest Totals | 340 | | 36 | 160 | 144 |
| Precincts Reporting | 11 of 11 | | | | |

DEM Justice, 14th Ct of App Dist, PI 8

Vote For 1

| | TOTAL | VOTE % | Absentee | Early Voting | Election Day |
|-------------------------|------------|----------------|-----------|--------------|--------------|
| Margaret "Meg" Poissant | 263 | 100.00% | 33 | 121 | 109 |
| Total Votes Cast | 263 | 100.00% | 33 | 121 | 109 |
| Overvotes | 0 | | 0 | 0 | 0 |
| Undervotes | 77 | | 3 | 39 | 35 |
| Contest Totals | 340 | | 36 | 160 | 144 |
| Precincts Reporting | 11 of 11 | | | | |

DEM County Chair

Vote For 1

| | TOTAL | VOTE % | Absentee | Early Voting | Election Day |
|-------------------------|------------|----------------|-----------|--------------|--------------|
| Wayne Lefferd | 276 | 100.00% | 32 | 125 | 119 |
| Total Votes Cast | 276 | 100.00% | 32 | 125 | 119 |
| Overvotes | 0 | | 0 | 0 | 0 |
| Undervotes | 64 | | 4 | 35 | 25 |
| Contest Totals | 340 | | 36 | 160 | 144 |
| Precincts Reporting | 11 of 11 | | | | |

Official Results